

SPEED-06 PRODUCT OVERVIEW

Turns **1** PC into **6** PCs

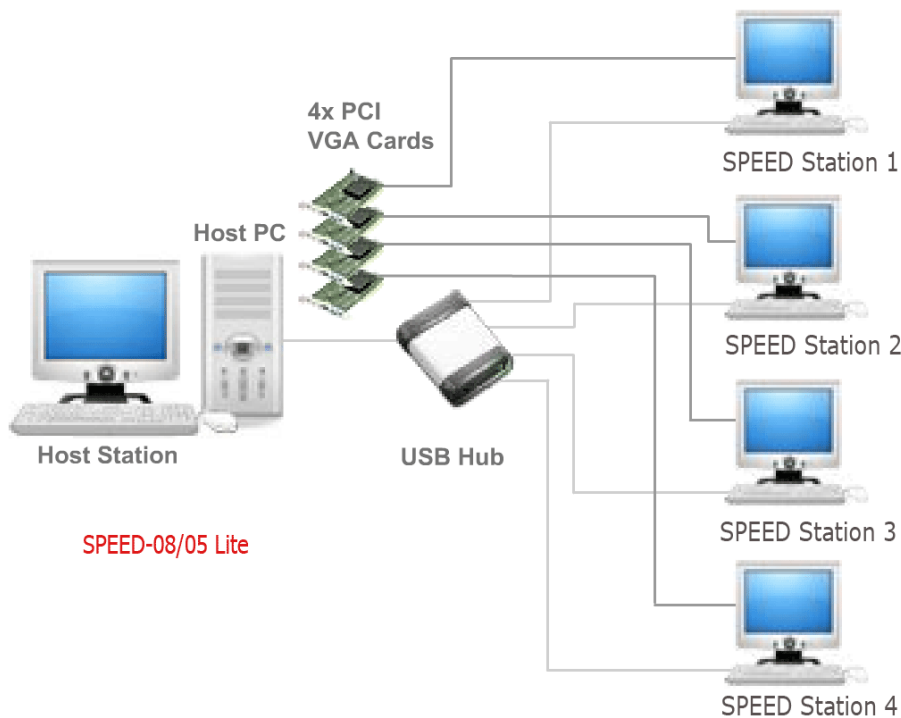
Benefits

Turns 1 PC into 6 PCs
Bundled hardware and software
East setup

Overview

SPEED-06 are a kit bundled with Speed software which enables two to six users to share the computing power and resources of a single computer (Host PC). All users can simultaneously perform any tasks, for example: share a printer, CD-ROM drive, and even surf the Internet independently with one phone line, one ISP account and one modem, but they would perform on a standard Windows 2000 Professional, Windows XP Professional (32-bit) or Windows server 2003,

And with SPEED-06, additional users are supported by adding PCI video cards and monitors along with PS/2 keyboards & mouse, and speakers (optional, only for SPEED-08), which saves tremendous costs!



Software Benefits

- » Reducing your initial investment
- » Reducing your cost of upgrading
- » Offering ease of maintenance and services
- » Reducing Total Cost of Ownership (TCO)
- » Upgrading Host PC automatically upgrades the Speed Stations

Software Features

- » Support multiple users to surf the Internet and access emails at the same time using with unique customized desktop and network login.
- » Supports displaying of information directly from DOS, Windows and Java applications of the Host PC
- » Supports centralized data storage for Host PC and Speed Station users
- » Support multiple users to share the same peripheral devices.

SPEED-06 Package Contents:

- » USB and Video Combo Cable (5 meters)
- » SPEED-06 installation CD
- » Installation Manual
- » AC-DC 5V Power Adapter
- » SPEED-06

System Requirements

1. Recommended System Requirements on Host PC

- » Pentium®III 450MHz or faster
- » Microsoft Windows®2000 Professional / Server or Microsoft Windows XP Home / Professional (32-bit) Edition
- » 192MB minimum for 2 users (64MB per additional user)
- » USB Ports
- » Available PCI

2. Graphics Cards

The following PCI and PCI Express VGA cards* are recommended for use in SPEED-06 Stations:

PCI VGA Cards:

- » ATi Rage 128 Pro
- » ATi Radeon - all models
- » NVIDIA TNT2 - all models
- » NVIDIA GeForce - all models
- » NVIDIA Quadro - all models
- » SiS 6326 (single station only)

PCI Express VGA Cards:

- » NVIDIA Quadro
- » ATi Radeon

Additional Hardware Needed for Speed PC


- » Monitor
- » PCI VGA card or Dual-head VGA card
- » PS/2 Mouse & keyboard
- » Speakers (only for Speed-08, optional)
- » USB interface (only for Speed-08, optional)

**: It is mandatory to configure the above devices using Windows native mouse and keyboard drivers.

How does Speed software work?

Today's PCs are extremely powerful. Even while you're working on your PC, a significant portion of the PC's processing power goes unused. With our latest developed Speed software, two to six users* can share the computing power and resources of the Host PC at the same time.


Installation



Insert the VGA card into the available PCI slot in host PC



Connect Monitor to the Host PC using VGA cable and connect SPEED-06 by USB cable



Connect the mouse and keyboard to SPEED-06



Start computer and then test keyboard, mouse and monitor



Connect the speakers to SPEED-08 (optional)



Install SPEED Software and then use it after restart

SPEED.NET